

# Let's Talk About

## AFTERSCHOOL IN LOUISIANA

For years, afterschool programs have **kept kids safe, inspired them to learn,** and **offered parents peace of mind.**

Yet, in Louisiana, America After 3PM\* found that **for every child in an afterschool program, 4 are waiting to get in,** with 115,885 children alone and unsupervised after school.



## Louisiana Parents Afterschool!

**90%** of Louisiana parents are satisfied with their child's afterschool program



81% say afterschool programs give working parents **peace of mind**



71% say afterschool programs keep kids **safe and out of trouble**



85% say afterschool programs help kids **build life skills**



76% say afterschool programs **excite kids about learning**

## Supports for Children in Afterschool Programs

Louisiana children in afterschool programs are:

**88%** Interacting with peers and building social skills

**79%** Getting help with homework

**82%** Taking part in physical activities







**77%** Engaging in STEM or computer science learning opportunities

# 21ST CENTURY COMMUNITY LEARNING CENTERS (21ST CCLC)

21st Century Community Learning Centers (21st CCLC) are organizations that are working in partnership within their community and schools to **expand learning and academic enrichment opportunities for children and their families outside of regular school hours**. Programs are designed to help students who attend high-poverty and low-performing schools meet state and local student standards in core academic subjects, while also developing critical life skills.

## How 21st CCLC is supporting OUR STUDENTS

*in Louisiana*  
2021-2022

	LOUISIANA	NATIONALLY
 <p>Students in grades 1-12 who had a previous school day attendance <math>\leq</math> 90% previously and <b>improved attendance</b></p>	<b>85.2%</b>	<b>45.9%</b>
 <p>Percentage of 7-8 and 10-12 grade students with a previous unweighted GPA <math>&lt;</math> 3.0 who demonstrated an <b>improved GPA</b></p>	<b>77.7%</b>	<b>50.7%</b>
 <p>Students in grades 1-5 who demonstrated an improvement in teacher-reported <b>engagement in learning</b></p>	<b>87.4%</b>	<b>68.8%</b>
 <p>Students in grades 4-8 who demonstrated growth in <b>Reading/Language Arts</b></p>	<b>52.6%</b>	<b>45.3%</b>
 <p>Students in grades 4-8 who demonstrated growth in <b>Mathematics</b></p>	<b>51.5%</b>	<b>45.9%</b>
 <p>Students in grades 1-12 who experienced a <b>decrease in in-school suspensions</b> compared to the previous school year</p>	<b>79.3%</b>	<b>60.3%</b>

\*Data based on students regularly attending CCLC programs; defined as attendance for 30 days or more during the academic year. National statistics based on those states reporting.